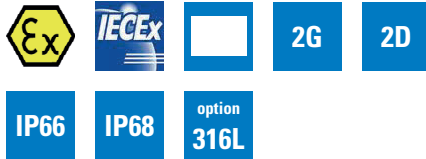


ADE-6FC - for armoured cable

Hazardous area cable glands



Suitable for the following cable types:

- Steel wire armoured cable (SWA)
- Steel wire braided cable (SWB)
- Steel tape armoured cable (STA)
- Braided marine shipboard cable; Type P cable

With inspectable clamping for wire or braid

Sealing ring and TSC compound provides 100% of cable clamping.

Certifications and compliances

• ATEX No. INERIS 12ATEX0032X

Zones 1 and 2, Groups I, IIA, IIB and IIC
Zones 21 and 22, Groups IIIA, IIIB and IIIC

⚡ II2GD / Ex db IIC / Ex eb IIC / Ex tb IIIC

⚡ II3G Ex nRc IIC

⚡ IM2 / Ex db I / Ex eb I ; for mining applications

Brass, stainless steel or bronze size 11 to 17; NPT 2" to 4", ISO 50 to 110

• IECEx No. IECEx INE 12.0025X

Zones 1 and 2, Groups I, IIA, IIB and IIC
Zones 21 and 22, Groups IIIA, IIIB and IIIC

Ex db IIC / Ex eb IIC / Ex nRc IIC / Ex tb IIIC

Ex db I / Ex eb I ; for mining applications

Brass, stainless steel or bronze size 11 to 17; NPT 2" to 4", ISO 50 to 110

• UL: 3DJN E310130 Class I Zone 2, AEx de II, Ex de II

⚡ ADE size 5 to 17, NPT 1/2" to 4" or ISO 20 to 110 with armoured cable ITC, MV, PLTC, TC-ER, TC-ER-HL, TC and compound TSC

• UL: 3DJN E310130 Class I Division 1, Groups A, B, C and D

⚡ ADE size 5 to 9, NPT 1/2" to 1 1/4" or ISO 20 to 40 with armoured cable TC-ER-HL and compound TSC

⚡ ADE size 5 to 17, NPT 1/2" to 4" or ISO 20 to 110 with armoured cable ITC-HL and compound TSC

• UL: 3DJN E310130 Class I Division 2, Groups A, B, C and D

⚡ ADE size 5 to 17, NPT 1/2" to 4" or ISO 20 to 110 with armoured cable PLTC, PLTC-ER, ITC, ITC-ER, ITC-HL, TC, TC-ER, TC-ER-HL, MV and compound TSC

• UL: 4EC5 E324850 Class I Division 1, Groups A, B, C and D

⚡ ADE size 5 to 17, NPT 1/2" to 4" or ISO 20 to 110 with armoured marine cable and compound TSC

* Can be used in Div.2 provided that the enclosure contains no components that produce arcs or sparks.

Other certificates:

CEPEL 05.0559X

CCoE P360379-1

KOSHA 2015-BO-0491 to 0494

NANIO TC-RU C-FR.ГБ05.B.00858

NEPSI GYJ13.1082X

SABS MS/15-0314X

Shipping applications:

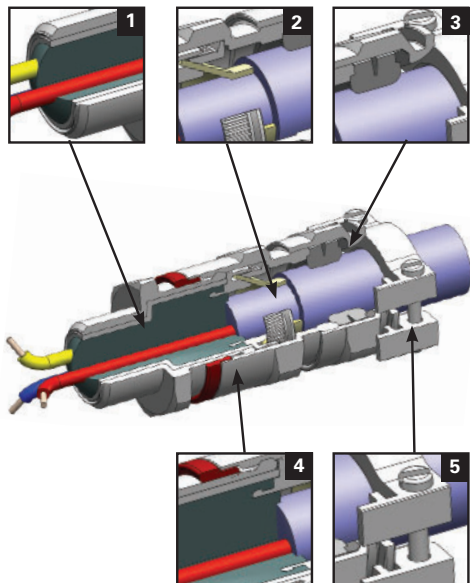
ABS 14-HS1274083-PDA

BV 40910/A0 BV

DNV TAE000010X

Lloyds 11/00072

DTS-01:1991



Technical specification

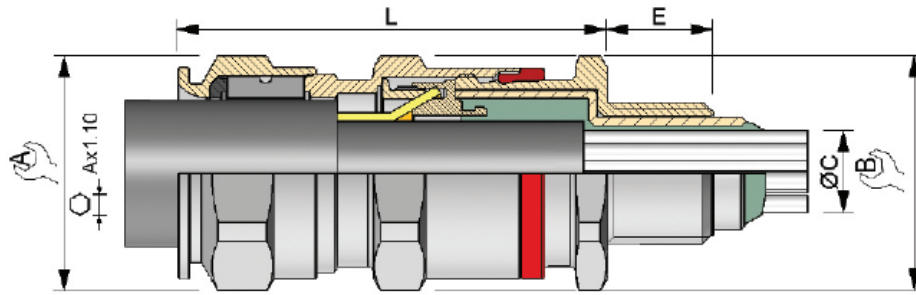
- Nickel-plated brass for superior corrosion resistance. 316L stainless steel, bronze and aluminum options available. It is recommended that a suitable lubricant is used on all threads of stainless steel and aluminum versions
- Temperature range:
-60 °C to +80 °C
- IP66 / IP68 according to the method of attachment and the condition of the equipment area, see page 2.5
- Equipped with 'deluge' seal

Features and benefits

- 1: Sealing of cable conductors with compound barrier seal
- 2: Universal clamping design for earthing and bonding of armour shield. Provides mechanical strength and is suitable for all armour shield types, with no requirement to reverse components that may introduce risk of incorrect installation. Fully inspectable
- 3: Specifically formulated elastomer for IP sealing on outer sheath of cable
- 4: Deluge performance to avoid water ingress through the thread
- 5: Additional external cable clamping for strain relief (optional)

ADE-6FC - for armoured cable

Hazardous area cable glands



* For 'across corners' dimensions, multiply 'across flats' dimensions by 1.1
 ** For 'E' see thread dimension page 5.18

SERIES	THREAD SIZE	CABLE SEALING RANGE	MATERIAL	BARRIER	OPTION	CODES		KIT OPTIONS	
ADE6C	M25	3	NP	SCN		K1	Accessories kit 1	K1	Kit 1 contents:
					K2	Accessories kit 2			• Locknut
					K3	Accessories kit 3			• Green composite washer
					BLANK	No option			Kit 2 contents:
								K2	• Locknut
									• Green composite washer
									• Earth tag
								K3	• Shroud
					SCN	Solid compound			Kit 3 contents:
					NP	Nickel-plated brass			• Locknut
					SS	Stainless steel		• Green composite washer	
					BZ	Bronze		• Earth tag	
									• Serrated washer

0 = XS
 1 = S
 2 = M
 3 = L

Ordering codes

SERIES	THREAD SIZE (ISO)	THREAD SIZE CODE (ISO)	THREAD SIZE (NPT)	THREAD SIZE CODE (NPT)	CABLE SEALING RANGE	OUTER SHEATH MIN - MAX	CONDUCTORS			MAX ARMOUR THICKNESS A	B	L	ADE GLAND SIZE	CATALOG NUMBER (ISO)	CATALOG NUMBER (NPT)	
							C=Ø MAX OVER CORES	Ø MAX INNER SHEATH	MAX No. CORES							
ADE6C	16*	M16	3/8**	N038	3	6.0 - 12.0	6.5	8.0	6	0.9	19	19	47.5	5	ADE6CM163NPSCN	ADE6CN038NPSCN
ADE6C	20	M20	1/2"	N050	1	6.0 - 12.0	6.5	8.0	6	0.9	19	24	47.5	5	ADE6CM201NPSCN	ADE6CN0501NPSCN
ADE6C	20	M20	1/2"	N050	2	8.5 - 16.0	9.5	12.0	6	1.2	24	24	54.5	6	ADE6CM202NPSCN	ADE6CN0502NPSCN
ADE6C	20	M20	1/2"	N050	3	12.0 - 21.0	12.0	16.0	10	1.2	30	30	60.5	7	ADE6CM203NPSCN	ADE6CN0503NPSCN
ADE6C	25	M25	3/4"	N075	2	12.0 - 21.0	12.0	16.0	10	1.2	30	30	60.5	7	ADE6CM252NPSCN	ADE6CN0752NPSCN
ADE6C	25	M25	3/4"	N075	3	16.0 - 27.5	17.0	21.0	21	1.6	41	41	74.0	8	ADE6CM253NPSCN	ADE6CN0753NPSCN
ADE6C	32	M32	1"	N100	2	16.0 - 27.5	17.0	21.0	21	1.6	41	41	74.0	8	ADE6CM322NPSCN	ADE6CN1002NPSCN
ADE6C	32	M32	1"	N100	3	21.0 - 34.0	23.0	27.5	42	1.6	48	48	83.0	9	ADE6CM323NPSCN	ADE6CN1003NPSCN
ADE6C	40	M40	1 1/4"	N125	2	21.0 - 34.0	23.0	27.5	42	1.6	48	48	83.0	9	ADE6CM402NPSCN	ADE6CN1252NPSCN
ADE6C	40	M40	1 1/4"	N125	3	27.0 - 41.0	29.0	34.0	60	2.0	55	55	92.0	10	ADE6CM403NPSCN	ADE6CN1253NPSCN
ADE6C	50	M50	1 1/2"	N150	2	27.0 - 41.0	29.0	34.0	60	2.0	55	55	92.0	10	ADE6CM502NPSCN	ADE6CN1502NPSCN
ADE6C	50	M50	2"	N200	1	33.0 - 48.0	36.5	41.0	80	2.5	64	64	104.0	11	ADE6CM501NPSCN	ADE6CN2001NPSCN
ADE6C	63	M63	2"	N200	2	40.0 - 56.0	43.0	48.0	100	2.5	72	72	108.0	12	ADE6CM632NPSCN	ADE6CN2002NPSCN
ADE6C	63	M63	2"	N200	3	46.0 - 65.0	50.0	56.0	100	2.5	85	85	118.0	13	ADE6CM633NPSCN	ADE6CN2003NPSCN
ADE6C	75	M75	2 1/2"	N250	2	46.0 - 65.0	50.0	56.0	100	2.5	85	85	118.0	13	ADE6CM752NPSCN	ADE6CN2502NPSCN
ADE6C	75	M75	2 1/2"	N250	3	54.0 - 74.0	59.0	65.0	120	2.5	95	95	124.0	14	ADE6CM753NPSCN	ADE6CN2503NPSCN
ADE6C	-	-	3"	N300	1	54.0 - 74.0	59.0	65.0	120	2.5	95	95	124.0	14	-	ADE6CN3001NPSCN
ADE6C	90	M90	3"	N300	2	63.0 - 83.0	66.0	73.0	140	3.1	110	110	133.0	15	ADE6CM902NPSCN	ADE6CN3002NPSCN
ADE6C	-	-	3 1/2"	N350	2	63.0 - 83.0	66.0	73.0	140	3.1	110	110	133.0	15	-	ADE6CN3502NPSCN
ADE6C	90	M90	3"	N300	3	72.0 - 93.0	75.0	82.0	140	3.1	120	120	137.0	16	ADE6CM903NPSCN	ADE6CN3003NPSCN
ADE6C	-	-	3 1/2"	N350	3	72.0 - 93.0	75.0	82.0	140	3.1	120	120	137.0	16	-	ADE6CN3503NPSCN
ADE6C	110	M110	4"	N400	3	85.0 - 104.0	85.0	92.0	200	3.5	135	135	142.0	17	ADE6CM1103NPSCN	ADE6CN4003NPSCN

* Not UL certified. Above catalog numbers are for nickel-plated brass; refer to order code diagram for other options.

All dimensions in mm.